

Yehia A. Ibrahim*, M. M. Eid and S. A. L. Abdel-Hady


Department of Chemistry, Faculty of Science, University of Cairo, Giza, A. R. Egypt

Received January 17, 1980

The action of hydrazine on 3-methylmercapto-5-oxo-4-aryl-4,5-dihydro-1,2,4-triazines led to a novel rearrangement and gave 3-arylamino-4-amino-5-oxo-4,5-dihydro-1,2,4-triazines. The mechanism of this rearrangement was discussed.

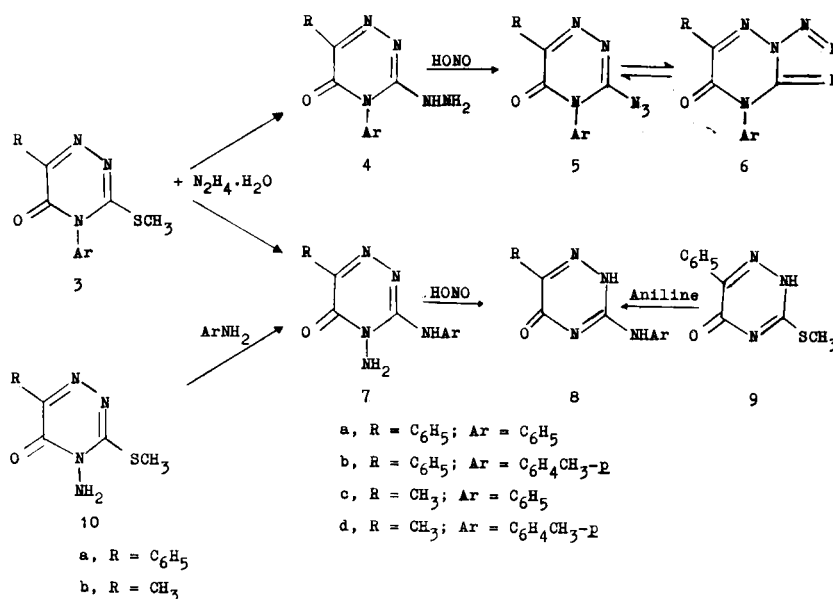
J. Heterocyclic Chem., **17**, 1733 (1980).

3-Hydrazino-5-oxo-2,5-dihydro-1,2,4-triazines (**1a-c**) are useful starting materials for the synthesis of condensed triazolo (1-5), tetrazolo (3,6,7) and triazino-1,2,4-triazines (6). Previous attempts to synthesize 3-hydrazino-5-oxo-4,6-dimethyl-4,5-dihydro-1,2,4-triazine (**2**) were unsuccessful (4,6).



- 1**
a, R = H
b, R = CH₃
c, R = C₆H₅

In an attempt to synthesize the 4-aryl analogs **4a-d** we studied the reaction of 3-methylmercapto-4-aryl-5-oxo-6-phenyl(or methyl)-4,5-dihydro-1,2,4-triazines (**3a-d**) with hydrazine hydrate. Instead of obtaining the expected 3-hydrazino-4-aryl-5-oxo-6-phenyl(or methyl)-4,5-dihydro-1,2,4-triazines (**4a-d**), the products from this reaction were established to be 3-arylamino-4-amino-5-oxo-6-phenyl(or methyl)-4,5-dihydro-1,2,4-triazines (**7a-d**) (*cf.*, Table) based on the following facts (*cf.*, Scheme 1).



SCHEME 1

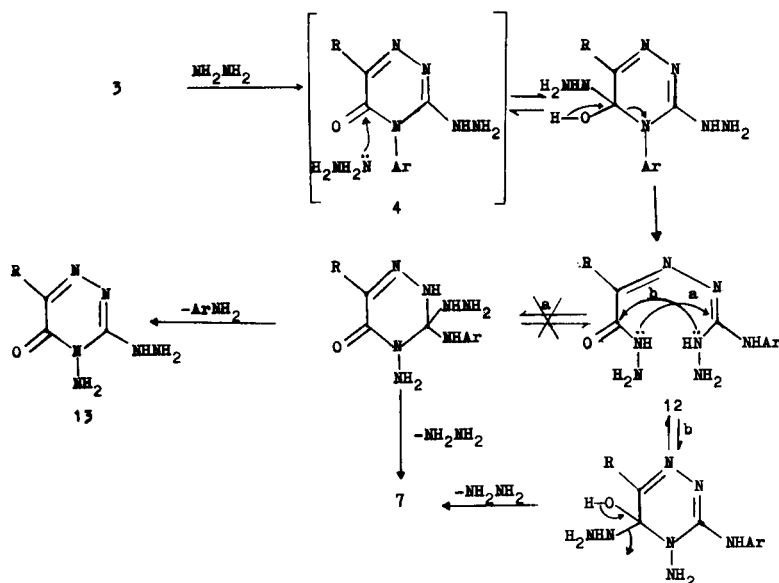
a).

The products **7**, *e.g.*, **7a**, underwent deamination by the action of nitrous acid to give 3-phenylamino-5-oxo-6-phenyl-2,5-dihydro-1,2,4-triazine (**8a**) structure of **8a** was proved by independent synthesis *via* the action of aniline on 3-methylmercapto-5-oxo-6-phenyl-2,5-dihydro-1,2,4-triazine (**9**) (**8**). On the other hand, azides **5** or tetrazoles **6** would be the expected products if nitrous acid acted upon the 3-hydrazino derivatives **4a-d**.

b).

Independent synthesis of compounds **7a-d** have been achieved *via* the action of aromatic amines, namely aniline and *p*-toluidine on 3-methylmercapto-4-amino-5-oxo-6-phenyl(or methyl)-4,5-dihydro-1,2,4-triazines (**10a,b**) (**9**).

Scheme 2 illustrates the possible mechanism for this novel rearrangement in this class of compounds. The formation of the hydrazine derivatives **4a-d** is probably the first step followed by nucleophilic attack of a second hydrazine molecule on C-5. Apparently, the increased electrophilicity of this carbon atom is due to the presence of the 4-aryl substituents [in cases where there is no 4-aryl



SCHEME 2

substituents no such rearrangement was observed (1-3,10,11)]. Intermediate **12** may undergo ring closure according to two possible pathways a and b. However pathway a can be excluded since it can lead to the 3-hydrazino derivatives **13** (by extrusion of ArNH_2) as well as compounds **7**.

We studied also the action of hydrazine hydrate on both 3-thioxo-5-oxo **14a,b** and 3,5-dioxo-4-aryl-2,3,4,5-tetrahydro-1,2,4-triazine **14c**. We found that while the former undergoes the same rearrangement to give products **7**, the latter did not (**12**). This gives an evidence for the formation of a common intermediate **4** from both compounds **3** and **14a,b** but not from **14c** [it is well known that 3-methylmercapto and 3-thioxo-5-oxo but not 3,5-dioxo 1,2,4-triazine derivatives readily undergo hydrazinolysis to

the corresponding 3-hydrazino-5-oxo derivatives (1-3, 11,13)]. This also excludes another mechanistic pathway (Scheme 3). Since this mechanism predicts the same final products **7** from any of the starting materials **3**, **14a-c**. In this mechanism the common intermediate **15** arising by the triazine ring opening can cyclize into **7** with extrusion of HX (*i.e.*, methanethiol, hydrogen sulfide and water, respectively).

EXPERIMENTAL

All melting points are uncorrected. The ir spectra were recorded with a Unicam SP 1200 infrared spectrophotometer. Mass spectrum is obtained on a Mass Spectrometer MAT 112. Elemental analyses were carried out by the Microanalytical Centre, Cairo University.

3-Methylmercapto-4-*p*-tolyl-5-oxo-6-methyl-4,5-dihydro-1,2,4-triazine (**3d**).

To a cold solution of sodium methoxide in methanol (prepared from 0.11 g. of sodium in 15 ml. of anhydrous methanol), was added compound **14** ($\text{R} = \text{CH}_3$; $\text{Ar} = \text{C}_6\text{H}_4\text{CH}_3\text{-}p$) (1.16 g.) with stirring, until all the solid had dissolved. Then, methyl iodide (0.3 ml.) was added. The reaction mixture was left overnight at room temperature. The precipitated solid was then collected and recrystallized from ethanol as colorless needles of **3d**, m.p. 140° (yield ca. 90%); ir (potassium bromide): 3085, 3030, 2950, 1685-1725 and 1655 cm^{-1} ; ms: M^+ , m/e 247.

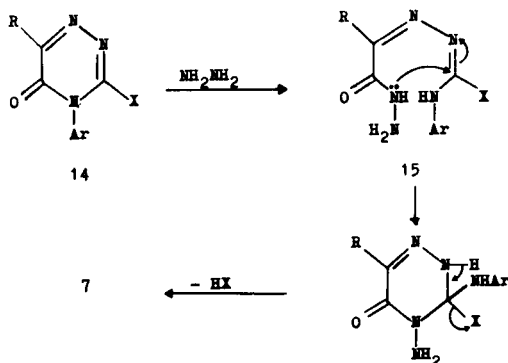
Anal. Calcd. for $\text{C}_{12}\text{H}_{13}\text{N}_3\text{OS}$: C, 58.27; H, 5.29; N, 16.99; S, 12.96. Found: C, 58.50; H, 5.50; N, 16.90; S, 12.60

3-Arylamino-4-amino-5-oxo-6-phenyl(or methyl)-4,5-dihydro-1,2,4-triazines (**7a-d**).

(a) By the Action of Hydrazine Hydrate on 3-Methylmercapto-5-oxo-4-aryl-4,5-dihydro-1,2,4-triazines (**3a-d**).

General Procedure.

The following exemplifies the procedure. To compound **3a** (0.5 g.) in ethanol (5 ml.), was added hydrazine hydrate (1 ml., 80%). The reaction mixture was heated under reflux for 3 hours, and left to cool. The precipitate was collected and recrystallized from ethanol as colorless needles of **7a**, m.p. 215.5° (yield, ca. 80%).



a, $\text{R} = \text{Ar} = \text{C}_6\text{H}_5$; $\text{X} = \text{S}$

b, $\text{R} = \text{C}_6\text{H}_5$; $\text{Ar} = \text{C}_6\text{H}_4\text{CH}_3\text{-}p$; $\text{X} = \text{S}$

c, $\text{R} = \text{Ar} = \text{C}_6\text{H}_5$; $\text{X} = \text{O}$

SCHEME 3

Table

3-Arylamino-4-amino-5-oxo-6-phenyl(or methyl)-4,5-dihydro-1,2,4-triazines (7a-d)

Products (a)	M.p. °C	Yield % (b)	Formula (Molecular Weight)	Analysis %		
				C	Calcd./Found H	N
7a	215 (9)	80	C ₁₅ H ₁₃ N ₃ O (279.28)	—	—	—
7b	244	75	C ₁₆ H ₁₃ N ₃ O (293.31)	65.51 65.80	5.15 5.20	23.87 24.20
7c	235 (9)	25	C ₁₀ H ₁₁ N ₃ O (217.21)	—	—	—
7d	243	25	C ₁₁ H ₁₃ N ₃ O (231.24)	57.13 57.60	5.66 6.00	30.28 30.30

(a) Compounds 7a-d, prepared by different procedures, were found identical (mixed m.p. and ir spectra); 7a, ir (potassium bromide): 3340, 3280, 3080, 3060, 2950, 1700, 1610, 1570, 1540, 1500, 1480, 1455, 1440, 1310, 1200, 1065, 1030, 900, 885, 850, 790, 750, 700, 695 and 660 cm⁻¹; 7b, ir (potassium bromide): 3330, 3270, 3080, 3060, 2930, 1695, 1610, 1570, 1540, 1520, 1500, 1475, 1440, 1310, 1200, 1070, 1030, 950, 935, 885, 865, 835, 810, 790, 745, 705, 695 and 660 cm⁻¹; 7c, ir (potassium bromide): 3320, 3210, 2935, 1685, 1640, 1595, 1555, 1520, 1500, 1490, 1450, 1390, 1315, 1170, 1120, 1085, 1000, 935, 905, 860, 760, 755, 705, 690 and 670 cm⁻¹; 7d, ir (potassium bromide): 3370, 3350, 3320, 3230, 2940, 1690, 1635, 1590, 1550, 1510, 1385, 1310, 1170, 1115, 1005, 940, 860, 845, 825, 815, 805, 706 and 700 cm⁻¹. (b) This yield corresponds to the products obtained from compounds 3a-d following the general procedure A.

(b) By the Action of Aniline and/or *p*-Toluidine on 3-Methylmercapto-4-amino-5-oxo-6-phenyl- and 6-Methyl-4,5-dihydro-1,2,4-triazines (10a,b).

Compounds 7a,c were obtained by the action of aniline on compounds 10a,b, respectively, as described by Dornow, *et al.* (9).

Compounds 7b,d were prepared by heating a mixture of each of compounds 10a,b (0.5 g.), respectively, with *p*-toluidine (0.5 g.) at 170° (oil bath) for 3 hours. The reaction mixture was cooled triturated with ethanol and recrystallized from ethanol as colorless needles of 7b (yield 80%) and 7d (yield 50%), respectively.

(c) By the Action of Hydrazine Hydrate on 3-Thioxo-5-oxo-4-aryl-2,3,4,5-tetrahydro-1,2,4-triazines (14a,b).

To each of compounds 14a,b (0.5 g.) in ethanol (5 ml.) was added hydrazine hydrate (1 ml., 80%). The reaction mixture was heated under reflux for 5 hours, cooled and the precipitate was collected and recrystallized from ethanol into colorless needles of 7a,b, respectively.

Action of Nitrous Acid on Compound 7a.

To compound 7a (0.5 g.) in 2*N* hydrochloric acid (10 ml.) was added aqueous sodium nitrite (5 ml., 5%) at 10°. The precipitate was collected and recrystallized from DMF into colorless needles of 8a, m.p. 325° (yield, ca. 80%). Compound 8a was found identical with an authentic sample prepared by the action of aniline on 3-methylmercapto-5-oxo-6-

phenyl-2,5-dihydro-1,2,4-triazine (9) (8); ir (potassium bromide): 3300, 3190 and 1625 cm⁻¹.

REFERENCES AND NOTES

- (1) K. Kalfus, *Collect. Czech. Chem. Commun.*, **33**, 2513 (1968).
- (2) A. Dornow, W. Abele and H. Menzel, *Chem. Ber.*, **97**, 2179 (1964).
- (3) A. Dornow, H. Pietsch and P. Marx, *ibid.*, **97**, 2647 (1964).
- (4) J. Daunis, R. Jacquier and P. Villefont, *Bull. Soc. Chim. France*, 2492 (1969).
- (5) Ilford Ltd., Belgian Patent 642,615, May 18, 1964; British Application, Jan. 16, 1963; *Chem. Abstr.*, **63**, 18127 (1965).
- (6) A. Dornow, H. Menzel and P. Marx, *Chem. Ber.*, **97**, 2185 (1964).
- (7) M. M. Goodman and W. W. Paudler, *J. Org. Chem.*, **42**, 1866 (1977).
- (8) A. K. Mansour and Y. A. Ibrahim, *J. Prakt. Chem.*, **315**, 221 (1973).
- (9) A. Dornow, H. Menzel and P. Marx, *Chem. Ber.*, **97**, 2173 (1964).
- (10) J. Lee and W. W. Paudler, *J. Heterocyclic Chem.*, **9**, 995 (1972).
- (11) D. Libermann and R. Jacquier, *Bull. Soc. Chim. France*, 383 (1961).
- (12) The detailed study of the action of hydrazine hydrate on 14c and its derivatives will be described in a forthcoming publication.
- (13) R. Fusco and S. Rossi, *Tetrahedron*, **3**, 209 (1958).